



CERTIFIKAT

No. 10 70 23

EVALUATION CERTIFICATE

Payment terminal for cards, Wayne iXPay

SWEDAC ^{WP} INC: 12. 03 01	
Dnr: 12-44-110	
Postal	Samförklarad
Stad	Västervik

Issued to

Dresser Wayne AB, PO-Box 30049, SE-200 61 Malmö, Sweden.

In respect of (part of instrument)

Payment terminal device for cards, intended for use with fuel dispensers for motor vehicles.

In accordance with

The Swedish Act on Metrology and Verification STAFS 2006:4 and STAFS 2006:9 dated 2006-07-21, transposing in the Notified Body's country law the Directive 2004/22/EC of 31 March 2004 on measuring instruments (MID).

This Evaluation Certificate is the positive result of the applied voluntary system of modular evaluation, according to WELMEC WG8 (draft no 1-10-rev 4.4), for a part of a measuring system for the continuous and dynamic measurement of quantities of liquids other than water (annex MI-005 of MID).

This Evaluation Certificate may only be used in combination with fuel dispensers and other SSD's (Self Service Devices), POS et c manufactured by Dresser Wayne AB or after permission of Dresser Wayne AB.

Applicable essential requirements

- Annex I, Essential requirements
- Annex MI-005, Measuring systems for the continuous and dynamic measurement of quantities of liquids other than water (LOTW)

Harmonised standards and normative documents used

Applicable parts of the following normative documents referred to in the Official Journal of the European Union C 269 November 4, 2006:

- OIML R 117 Edition 1995 (E), Measuring systems for liquids other than water
- OIML D 11 Edition 2004 (E), General requirements for electronic measuring instruments

Further applied documents

- WELMEC 7.2, Software Guide (Issue 2)
- WELMEC WG8, Voluntary system of Modular Evaluation, draft no 1-10-rev 4.4

Characteristics/rated operating conditions

The evaluated part of a measuring system for LOTW is a self service device for direct sales, interruptible, unattended delayed payment, including a printer.

Accuracy class: 0,5
 Mechanic class: class M1
 Electromagnetic class: class E1
 Ambient temperature limits: -40°C to +40/+55°C
 Humidity: condensing
 Location: open

Certificate issued by Notified Body No. 0402

SP Technical Research Institute of Sweden

Postal address: SP, Box 857, SE-501 15 Borås, SWEDEN
 Phone / Fax: +46 10 516 50 00, +46 33 13 55 02
 Reg. number: 556464-6874
 E-mail / Internet: info@sp.se, www.sp.se

Swedish Notified Bodies are appointed by SWEDAC, the Swedish Board for Accreditation and Conformity Assessment, under the terms of Swedish legislation. This certificate may not be reproduced other than in full, except with the prior written approval by SP.



No. 10 70 23

Validity

Valid until June 10, 2018.

The principal characteristics, approval conditions are set out in the appendix hereto, which forms part of the approval documents and consists of 5 pages. All the plans, schematic diagrams and documentations are recorded under reference files MTvP705541. The evaluation report MTvP705541-02 has been issued in accordance with Directive 2004/22/EC Annex B paragraph 5.1 and WELMEC WG8, Voluntary system of Modular Evaluation, draft no 1-10-rev 4.4.

Borås June 10, 2008

**SP Technical Research Institute of Sweden
Certification**



Lenhart Månsson
Certification Manager



Kerstin Mattiasson
Certification Officer

Certificate issued by Notified Body No. 0402

SP Technical Research Institute of Sweden

Postal address	Phone / Fax	Reg. number	E-mail / Internet
SP	+46 10 516 50 00	556464-6874	info@sp.se
Box 857	+46 33 13 55 02		www.sp.se
SE-501 15 Borås			
SWEDEN			

Swedish Notified Bodies are appointed by SWEDAC, the Swedish Board for Accreditation and Conformity Assessment, under the terms of Swedish legislation.
This certificate may not be reproduced other than in full, except with the prior written approval by SP.

0 Conditions

The use of this Evaluation Certificate is limited to:

Combination with "any" fuel dispenser/POS manufactured by Dresser Wayne AB under the following conditions:

- The communication protocols defined in this certificate are used
- The fuel dispenser/POS having an EC-type examination certificate covering compatibility with the communication protocol used
- The fuel dispenser/POS having a National Type approval covering compatibility with the communication protocol used

Other parties may use this EC only with written permission of Dresser Wayne AB, PO-Box 30049, SE-200 61 Malmö, Sweden.

The device must correspond with the following specifications:

1 Design of the device


1.1 Construction

Payment terminal description


The payment terminal is a self service device for unattended delayed payment (card), direct sales, in an interruptible measuring system. It includes a printing device. It does not include a presetting or memory device.

The payment terminal is peripheral and connected to a site controller/point of sale system (master) through serial communication, multi-drop link. Physical link is RS485 or RS422 serial communication.


It can be single or double-sided and mounted directly on a fuel dispenser (picture 1) or be a separate device (picture 2 and 3).



Picture 1: Mounted on fuel dispenser, small display



Picture 2: Separate device, small display



Picture 3: Separate device, large display

1.2 Components included

Card reader (1, 2 pcs)	Hypercom H2210 (WM017269) (Insertion) or Hypercom/Sankyo ICT3Q8-3A0260 (Motorized)
Chassis (1 pc)	Dresser Wayne P@P box WM017916 (5,7") or Dresser Wayne P@P box WM018379 (10,4")
iX CPU board (1, 2 pcs)	Dresser Wayne US 891147-002
Legally relevant software	iX Pay, checksum 0xAD09
Display (1, 2 pcs)	Kyocera TCG057 (WM022940) 5,7" or Sharp VGA LQ104V1DG21 (TFT 10,4") WM023502
Ethernet switch (0, 1 pcs)	Adam-6520 or similar
Heating fan (1 pc)	Ω DBK FGC1633 Cirrus 40 2 300W or similar (WM 000428-0003 Rev 02)
iX daughter board TFT_LCD (1, 2 pcs)	Wayne US 890770-001 (403478)
iX TFT interface board (1, 2 pcs)	Dresser Wayne WM020648-0001
RS485/RS232 Converter interface to RS422	Dresser Wayne WM023618-0001
Softkey module 5,7" (1, 2 pcs) or Softkey module 10,4" (2, 4 pcs)	Dresser Wayne WM020671 or US 888627-001



Appendix to
EVALUATION CERTIFICATE - No. 10 70 23
dated June 10, 2008

Keyboard 4x4 (1, 2 pcs)	Hypercom K1200 (WM022921-0001)
Mains filter (1 pc)	Shaffner FN2010-3-06 (WM000418)
Power DC/DC Converter board (1, 2 pcs)	Dresser Wayne 177810
Power supply (1pc)	APS 150 W WM009864
Printer (1, 2 pcs)	Axiohm TPS (Wayne 403463)
Thermostat (1 pc)	Honeywell Elmwood Sensors Ltd 2455RBV 9117 740 Z45 05 L18C

1.3 Optional equipment and functions subject to MID requirements

Not applicable

1.4 Technical documentation

For market surveillance the construction and included components are described in 1.1 and 1.2. The metrological software is identified by the print data checksum (W&M CRC value), which can be accessed according to 5.3.

1.5 Integrated equipment and functions not subject to MID

Not applicable

2 Technical data

2.1 Rated operating conditions

Payment terminal device for cards, intended for use with fuel dispensers for motor vehicles. Self service device for direct sales, interruptible, unattended delayed payment, including a printer.

Measurement range

Minimum measured quantity (mmq)	≥ 11
Scale interval, printed volume	0,01 l
Scale interval, printed price	0,01 "PRICE"

Accuracy class of measuring system

0,5 or 1,0

Environments classes / influence quantities

Mechanic:	class M1
Electromagnetic:	class E1
Ambient temperature limits:	-40°C to +55°C (+40 °C for 10,4" box)
Humidity:	condensing
Location:	open

2.2 Other operating conditions

Not applicable



3 Interfaces and compatibility conditions

Communication with other parts of a measuring system (e.g. POS-systems) using one of the following protocols: DART or Ljungmans Current Loop

Installation: Shielded communication cable with screen connected in both ends

The payment terminal may only be used in a measuring system with:

- indicating device scale interval ≥ 0.01 l
- MSVD $\geq 0,01$ l, which in a class 0,5 system corresponds to mmq ≥ 1 l
- MSPD $\geq 0,01$ "PRICE"
- all volume indicating and memory devices scale interval = 0,01 l
- all price indicating and memory devices scale interval = 0,01 "PRICE"
- a memory device on which measurement data are registered (OIML R117 (1995), 5.10.3.1.1, 5.10.3.1.5, 5.10.3.2)
- a function that sends warnings from the checking facilities to the payment terminal for presentation on the display (OIML R117 (1995), 5.10.3.1.2)

4 Requirements on production, putting into use and utilisation

4.1 Requirements on production

No special requirements identified.

4.2 Requirements on putting into use

Functional test of system link and printer may be performed in the factory according to DW Manufacturing Test requirement specification.

System link

#	Test	Notes
1	System link test	Connect the serial link to the test system. Check that the terminal is connected on the link and Opens for card sale

Printer

#	Test	Notes
1	Start a filling Select receipt print Make a filling	A ticket should be printed after completed filling.
2	Check blackening	The printing should be black with good readability
3	Remove paper roll	System should indicate out of paper
4	Insert an almost finished paper roll in the terminal	System should indicate out of paper low

4.3 Requirements for consistent utilisations

No special requirements identified.

5 Control of the measuring tasks of the device in use

5.1 Documentation of the procedure

No special requirements identified.



5.2 Special equipment or software, if applicable

No special requirements identified.

5.3 Identification of

- Hardware

The construction and included components are described in 1.1 and 1.2.

- Software

The legally relevant software is identified by the checksum (W&M CRC value, see 1.2), which is displayed at start of the terminal. If the calculated CRC deviates from the expected CRC, the terminal do not start.

5.4 Calibration-/adjustment procedure

Not applicable

6 Security measures

6.1 Sealing

The payment terminal is not sealed.

6.2 Data logger

The payment terminal may only used in a measuring system with a memory device on which measurement data are registered (OIML R117 (1995), 5.10.3.1.1, 5.10.3.1.5, 5.10.3.2)

7 Labelling and inscriptions

7.1 Information to be borne by and to accompany the device

The marking plate/label mounted on the device shall contain the following information:

- the name and address of the manufacturer
- the serial number of the payment terminal and year of manufacture
- the designation or type name
- the Evaluation Certificate number, 10 70 23, of the payment terminal
- the ambient temperature range
- mechanical class
- electromagnetic class
- place for the verification sticker

7.2 Conformity marking in accordance to MID article 17

This Evaluation Certificate is not an EC-type examination Certificate. Therefore the payment terminal must **not** be marked with the supplementary metrology marking "M xx", following the CE marking.

7.3 Further inscriptions, if necessary

No special requirements identified.