



CERTIFIKAT

No. 10 70 24

EVALUATION CERTIFICATE (certificate for a part of a measuring system for LOTW)

Forecourt controller and Point-of-sale system, Wayne Fusion

Issued to

Dresser Wayne AB
Hanögatan 10, SE-211 24 Malmö, Sweden
Limhamnsvägen 109, SE-216 13 Limhamn, Sweden

In respect of (part of instrument)

Forecourt controller and point of sale device (POS), intended for use with fuel dispensers for motor vehicles.

Characteristics/rated operating conditions

The evaluated part of a measuring system for liquids other than water (LOTW) is a forecourt controller and POS, for direct sales, interruptible, attended pre-payment and post-payment including sale stacking and memory device for unattended delayed payment. It includes indication for seller, a printer and a memory device.

Accuracy class:	0,5
Mechanic class:	class M1
Electromagnetic class:	class E1
Ambient temperature limits:	+5°C to +40°C
Humidity:	non-condensing
Location:	closed

In accordance with

WELMEC Guide 8.8, Issue 1 "General and Administrative Aspects of the Voluntary System of Modular Evaluation of Measuring instruments under the MID".

This Evaluation Certificate is the positive result of the applied voluntary system of modular evaluation, according to WELMEC Guide 8.8, for a part of a measuring system for the continuous and dynamic measurement of quantities of liquids other than water.

This Evaluation Certificate may only be used in combination with fuel dispensers and payment terminals, POS etc manufactured by Dresser Wayne AB or after permission by Dresser Wayne AB.

Applicable essential requirements

- MID, Annex I Essential requirements
- MID, Annex MI-005 Measuring systems for the continuous and dynamic measurement of quantities of liquids other than water (LOTW)



Certificate issued by an Accredited Certification Body - date of issue: September 15, 2010 - Page 1 (2)

SP Technical Research Institute of Sweden

Postal address	Phone / Fax	Reg. number	E-mail / Internet
SP Box 857 SE-501 15 Borås SWEDEN	+46 10 516 50 00 +46 33 13 55 02	556464-6874	info@sp.se www.sp.se

Swedish accredited certification bodies are appointed by SWEDAC, the Swedish Board for Accreditation and Conformity Assessment, under the terms of the Act. This certificate may not be reproduced other than in full, except with the prior written approval by SP.



No. 10 70 24

Harmonised standards and normative documents used

Applicable parts of the following normative documents referred to in the Official Journal of the European Union 2006/C 269/01:

- OIML R 117 Edition 1995 (E), Measuring systems for liquids other than water
- OIML D 11 Edition 2004 (E), General requirements for electronic measuring instruments

Further applied documents

- WELMEC 7.2, Software Guide (Issue 4)
- The Measuring Instruments Regulation, STAFS 2006:4
- Regulations and Guidelines concerning Measuring Systems for the Continuous and Dynamic Measurement of Quantities other than Water, STAFS 2006:9
- SP's Certification Rules SPCR 045/046/047
- OIML R 117-1 Edition 2007 (E), Dynamic measuring systems for liquids other than water

Validity

Valid until June 10, 2020.

Miscellaneous

This issue of the certificate is the 2nd, extended, edition, and replaces earlier issues. The first edition was issued on June 10, 2010.


The principal characteristics, approval conditions are set out in the appendix hereto, which forms part of the approval documents and consists of 8 pages. All the plans, schematic diagrams and documentations are recorded under reference files MTvP904275. The evaluation report MTvP904275C has been issued in accordance with WELMEC Guide 8.8, Voluntary system of Modular Evaluation.

Borås, September 15, 2010

**SP Technical Research Institute of Sweden
Certification**



Lennart Aronsson
Certification Manager



Kerstin Mattiasson
Certification Officer



Certificate issued by an Accredited Certification Body - date of issue: September 15, 2010 - Page 2 (2)

SP Technical Research Institute of Sweden

Postal address	Phone / Fax	Reg.number	E-mail / Internet
SP Box 857 SE-501 15 Borås SWEDEN	+46 10 516 50 00 +46 33 13 55 02	556464-6874	info@sp.se www.sp.se

Swedish accredited certification bodies are appointed by SWEDAC, the Swedish Board for Accreditation and Conformity Assessment, under the terms of the Act. This certificate may not be reproduced other than in full, except with the prior written approval by SP.



0 Conditions

The use of this Evaluation Certificate is limited to:

Combination with "any" fuel dispenser/payment terminal manufactured by Dresser Wayne AB, or by other manufacturer holding a written permission by Dresser Wayne AB, under the following conditions:

- The communication protocols defined in this certificate are used
- The fuel dispenser/payment terminal having an EC-type examination certificate covering compatibility with the communication protocol used
- The payment terminal having an Evaluation Certificate covering compatibility with the communication protocol used
- The fuel dispenser/ payment terminal having a National Type approval covering compatibility with the communication protocol used

Other parties may use this EC only with written permission by Dresser Wayne AB, PO-Box 50559, SE-202 15 Malmö, Sweden.

The device must correspond with the following specifications:

1 Design of the device

1.1 Construction

Fusion forecourt system description

Fusion forecourt system description consists of the Fusion controller (SW) and the Fusion forecourt system hardware. On the Fusion system hardware, also an embedded POS (SW) can be running.

The Fusion forecourt controller (FC) is master. Fuel dispensers and outdoor payment terminals are connected through serial communication, multi-drop link. POS and central computer are connected through LAN.

The FC has the following functionality:

- Controlling the working mode of the dispensers, authorization/blocking fuelling, price setting and remote reading of transaction data at the dispenser.
- Manage the database for long-time storage of transaction data.
- Communication with the fuel dispensers through hardware and protocols listed below.
- Communication with an external POS over LAN through the software (SW) protocol FDCPOS.

Together with an embedded or external POS providing unattended self-service mode, the FC also manage these functionalities:

- Presetting the dispenser for unattended prepaid transaction paid through a banknote acceptor.
- Authorizing the dispensers and controlling the receipt for unattended filling paid by card (unattended delayed post payment).
- Communication with outdoor payment terminals through hardware and SW protocols listed below.



Appendix to
EVALUATION CERTIFICATE - No. 10 70 24
dated September 15, 2010

POS description

The Point Of sale System (POS) SW can be embedded in FC or running on an external computer that is connected through LAN to the FC. The POS "administrates" attended pre-payment, post-payment including sale stacking, direct sales, in an interruptible measuring system. It includes an indication for the seller and a printing device for the benefit of the customer.

Embedded POS is running on the FC hardware and have peripheral equipment connected to the FC hardware (keyboard, mouse, display for the clerk, receipt printer etc). The embedded POS SW communicates with the FC through the FDCPOS protocol.

External POS is running on its own computer and is connected to the FC through LAN. The peripheral equipment is connected to the computer running the POS SW (keyboard, mouse, display for the clerk, receipt printer etc). The external POS communicates with the FC over LAN through the FDCPOS protocol.

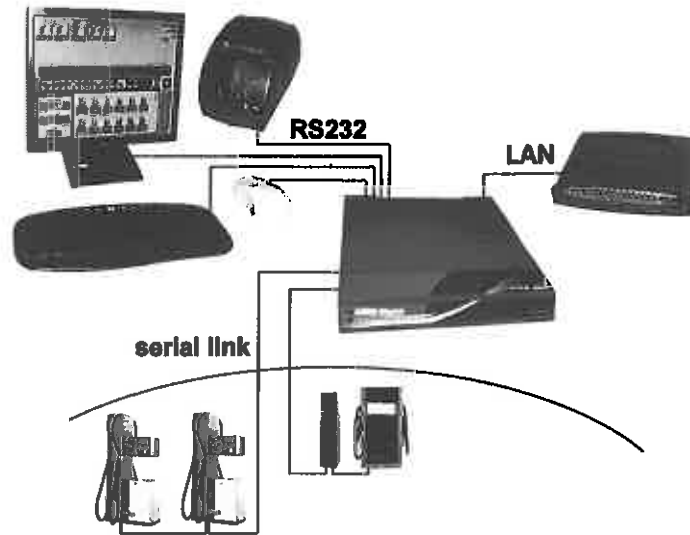
The FC can work in the following service modes with the listed POS configurations:

	Attended post-payment	Attended pre-payment	Unattended delayed-payment	Unattended pre-payment
Fusion Forecourt Controller and FusionConsole Software (POS)	X	X		
Fusion Forecourt Controller and embedded Eurosinp POS	X	X	X	X
Fusion Forecourt Controller and external Eurosinp POS	X	X	X	X

SP Technical Research Institute of Sweden

<i>Postal address</i>	<i>Phone / Fax</i>	<i>Reg. number</i>	<i>E-mail / Internet</i>
SP	+46 10 516 50 00	556464-6874	info@sp.se
Box 857	+46 33 13 55 02		www.sp.se
SE-501 15 Borås			
SWEDEN			

Swedish accredited certification bodies are appointed by SWEDAC, the Swedish Board for Accreditation and Conformity Assessment, under the terms of the Act. This certificate may not be reproduced other than in full, except with the prior written approval by SP.



Picture 1: Typical configuration for Fusion forecourt system with embedded POS

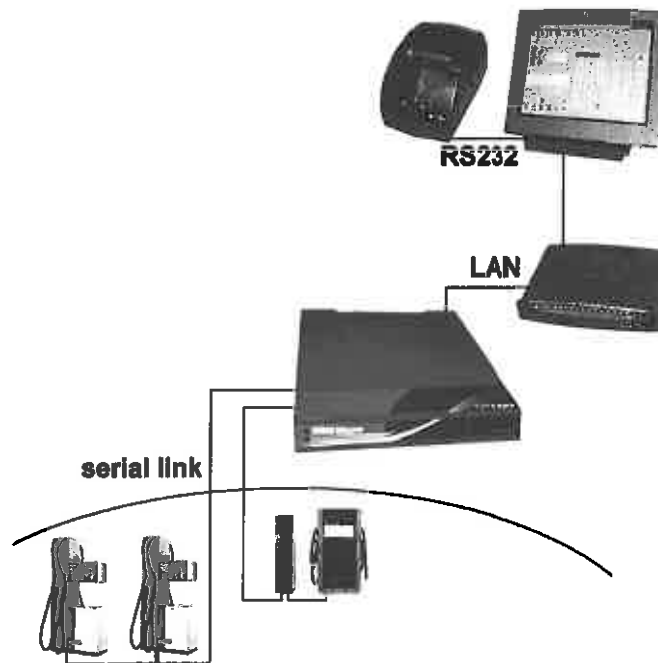


Figure 2: Typical configuration for Fusion forecourt system with external POS

SP Technical Research Institute of Sweden

<i>Postal address</i>	<i>Phone / Fax</i>	<i>Reg. number</i>	<i>E-mail / Internet</i>
SP	+46 10 516 50 00	556464-6874	info@sp.se
Box 857	+46 33 13 55 02		www.sp.se
SE-501 15 Borås			
SWEDEN			

Swedish accredited certification bodies are appointed by SWEDAC, the Swedish Board for Accreditation and Conformity Assessment, under the terms of the Act. This certificate may not be reproduced other than in full, except with the prior written approval by SP.



1.2 Components included

Fusion forecourt system hardware:

CPU-board (1 pcs)	IEI Technology Corp. NOVA-945GSE-N270-R10-5V-BULK
Operating system	Microsoft Windows XP Embedded Standard, Service Pack 3 or higher
CUPS-board (1 pcs)	Dresser Wayne WU000995-000X
GRIB-board (1, 2 or 3 pcs)	Dresser Wayne WU000992-0001, WU000813 or TSO21024
Power supply (1 pcs)	Cincon Electronics Co., LTD TR70A24-01A03
Chassis (1 pcs)	Dresser Wayne WU001807 or WU000988-0001
Cover (1 pcs)	Dresser Wayne WU001808 or WU000845

Additional hardware for Fusion forecourt system with embedded POS:

Clerk display	Acer V173 Bb or equivalent CE-marked VGA display tested by Dresser Wayne
Mouse	Any CE-marked mouse tested by Dresser Wayne
Clerk Keyboard	Any CE-marked keyboard tested by Dresser Wayne
Receipt printer	Custom Engineering S.p.A. XTHEA-UA33 or equivalent, with CE-marking and suitable climate specification, tested by Dresser Wayne under the condition that the functionality of the checking facilities for power off, decoupling/no serial communication, end of paper, is the same.

Hardware for external POS:

Computer	IBM SurePOS 500 Series or equivalent, with CE-marking, suitable climate specification, 1.0 GHz processor, 512 MB system memory and 160 GB hard disk drive or better performance
Operating system	Microsoft Windows XP Embedded for Point of service, version 1.0
Mouse	Any CE-marked mouse tested by Dresser Wayne
Clerk Keyboard	Any CE-marked keyboard tested by Dresser Wayne



1002

EN 45 011



Appendix to
EVALUATION CERTIFICATE - No. 10 70 24
dated September 15, 2010

Receipt printer

Custom Engineering S.p.A. XTHEA-UA33 or equivalent, with CE-marking and suitable climate specification, tested by Dresser Wayne under the condition that the functionality of the checking facilities for power off, decoupling/no serial communication, end of paper, is the same.

Soft seal list for SW modules running on Fusion forecourt system hardware:

Module Name	Module Unique ID	CRC
Aspro Develco	1791C244	4C361E26
Autotank	993E996E	2CC0D301
Bennett-485	008868EB	D105912B
Bennett-CL	D1342917	BF141AFE
Bogus	926DDD86	7E8E26CB
DOMS-5000	47C517BE	19B17889
DartWayne	716352DB or 4E4CCEA5	14F8920C or 417ADD4E
FDCPOSInterfaceServer.dll	F38C9B2D	8336C451
GUIConsole.jar	33ABD0C6	98A0D3C8
GUIPump.jar	167E60C4	5A8BAD6D
Galileo	3A498538	DE626900
Gilbarco	F18B0545	2527B770
IFSF	039C8A48	D5F9B8A9
Kraus	B7AE3D9D	089F2D26
Ljungmans	69A48668	6BCB62F5
Logitron	2D5E6A7E or 51D1C604	90FB03A8 or 429C6E5F
NuovoPignone	B91F2409 or 8BD78473	80C70409 or 17342425
OrpakPIR	777CBDEA	BE7756E9
SSF.FC.exe	4BC9D709	F10B0308
SSF.Router.Message.dll	62F610EA	140B506D
SSF.Spirit.Ticket.Module.exe	A13AD583	DF4F63A9
SSF.Spirit.Ticket.Robot.exe	164B56DA	82A068DF
SSF.Spirit.Watchdog.exe	D0BD7811	3A075DDA
TatsunoMono	38E4195C	39AF1AF7
TeosisDCR	FF6DB56B	1F5EFC71
Tokheim-US	E7F00BD5	F039F4E9
Wayne	8E319A01	5B21E42B



Soft seal list for SW modules belonging to the POS that can be running either on external computer or on Fusion forecourt system hardware:

Module Name	Module Unique ID	CRC
FusionSoftseal.dll	60180	F41B927F
SINPBOS.exe	13035	469B249E
SINPPOS.exe	352	8EEA25AD
SSF.FC.exe	4BC9D709	F10B0308
sinpMCHigh.exe	52573	F6D18182
sinpMCLite.exe	45126	94BAF2E6
FControlFUSIONCF.dll	56616	0510A9B2

1.3 Optional equipment and functions subject to MID requirements

Not applicable

1.4 Technical documentation

For market surveillance the construction and included components are described in 1.1 and 1.2. The metrological software is identified by the "Module Unique ID" and the "CRC" of each software module, which can be accessed according to 5.3

1.5 Integrated equipment and functions not subject to MID

The following equipment may be connected to the FC (without change of this certificate):

- Tank level sensors
- Car wash systems
- Price pole system

2 Technical data

2.1 Rated operating conditions

Forecourt system and POS, intended for use with fuel dispensers for motor vehicles, direct sales in an interruptible measuring system.

Device for attended pre-payment and post-payment including sale stacking, and memory device for unattended delayed payment. It includes indication for seller, a printer and a memory device.

Measurement range

Scale interval, printed volume same as dispenser, but not smaller than 0,01 l

Scale interval, printed price same as dispenser, but not smaller than 0,01 "PRICE"

Accuracy class of measuring system

0,5 or higher

Environments classes / influence quantities

Mechanic: class M1
Electromagnetic: class E1
Ambient temperature limits: +5 °C to +40 °C
Humidity: non-condensing
Location: closed



1002

EN 45 011



2.2 Other operating conditions

Not applicable

3 Interfaces and compatibility conditions

Communication with other parts of a measuring system (e.g. fuel dispensers, external POS-systems not included in this EC) using one of the following protocols:

SW protocol	Hardware (GRIB)
DART	RS485 RS422
LJCL	RS422
NPCL	NPCL
USCL	CL

Installation: Shielded communication cable with screen connected in both ends.

The device may only be used in a measuring system with:

- all volume indicating having the same scale interval as Fusion (but not smaller than 0,01 l)
- all price indicating having the same scale interval as Fusion (but not smaller than 0,01 "PRICE")

4 Requirements on production, putting into use and utilisation

4.1 Requirements on production

No special requirements identified.

4.2 Requirements on putting into use

Functional test of system link and printer may be performed in the factory according to DW Manufacturing Test requirement specification.

System link

#	Test	Notes
1	System link test	Connect the serial link to the test system. Check that the terminal and pump are connected on the link and Opens for card sale

Printer

#	Test	Notes
1	Start a filling Perform a sale in the POS.	A ticket should be printed as confirmation of the sale.
2	Check blackening	The printing should be black with good readability
3	Remove paper roll	System should indicate out of paper

4.3 Requirements for consistent utilisations

No special requirements identified.

5 Control of the measuring tasks of the device in use

5.1 Documentation of the procedure

No special requirements identified.



1002

EN 45 011



5.2 Special equipment or software, if applicable

No special requirements identified.

5.3 Identification of

- Hardware

The construction and included components are described in 1.1 and 1.2.

- Software

The legally relevant software modules are identified by the "Module Unique ID" and the "CRC" (see 1.2) listed in the soft seal list. The soft seal list is available through the web interface logging on as an "officer" and open the "MID soft seal list" under Miscellaneous on the Report menu.

5.4 Calibration-/adjustment procedure

Not applicable

6 Security measures

6.1 Sealing

The forecourt controller or POS are not sealed.

6.2 Data logger

Data base in forecourt controller (FC) acts as memory device for unattended delayed payment with cards.

7 Labelling and inscriptions

7.1 Information to be borne by and to accompany the device

The marking plate/label mounted on the Fusion Forecourt System hardware ("blue box") shall contain the following information:

- the name and address of the manufacturer
- the serial number of the FC HW and year of manufacture
- the designation or type name
- the Evaluation Certificate number, 10 70 24
- the ambient temperature range
- mechanical class
- electromagnetic class
- place for the verification sticker

7.2 Conformity marking in accordance to MID article 17

This Evaluation Certificate is not an EC-type examination Certificate. Therefore the payment terminal must not be marked with the supplementary metrology marking "M xx", following the CE marking.

7.3 Further inscriptions, if necessary

No special requirements identified.



1002

EN 45 011