



EU-type Examination Certificate

0402 – MID – 459701

Issued to

Teltek i Örebro AB Argongatan 83, 703 74 Örebro, Sweden.

In respect of (type of instrument)

An electronic automatic checkweigher and/or weigh price labeller. The weighing instrument may be of either single or multi-interval type.

In accordance with

The Measuring Instruments Regulations STAFS 2016:1 and The Regulations and Guidelines concerning automatic weighing instruments STAFS 2006:7, implementing in the NB's country law the Directive 2014/32/EU of 26 February 2014 on measuring instruments (MID).

Applicable essential requirements of directive 2014/32/EU

- Annex I, Essential requirements
- Annex VIII (MI-006), Automatic weighing instruments

Harmonised standards and normative documents used

Applicable parts of the following normative documents referred to in the Official Journal of the European Union 2006/C 269/01, OIML R51, edition 2006, Automatic catchweighing instruments.

Further applied documents

- WELMEC 2.6, Guide for the testing of automatic catchweighing instruments (Issue 3)
- WELMEC 7.2, Software Guide (Issue 1)
- WELMEC 8.16-1 Issue 2

Rated operating conditions

Measurand:	weight of discrete load of packages	Mechanic environment class:	NA
Accuracy class:	XIII(1), Y(a)	Electromagnetic environment class:	E1 or E2
Measurement range:	15-60000 g	Climatic environment:	+5 to +40°C

Miscellaneous

Valid until December 15, 2026. This certificate replaces issue 6. The checksum in the appendix, point 1.3 is corrected in this version. The certificate was originally issued 15th December 2006.

The principal characteristics, approval conditions are set out in the appendix hereto, which forms part of the approval documents and consists of 4 pages. All the plans, schematic diagrams and documentations are recorded under reference files P604914, P502257, P802327, PX14451 and PX22438.

**SP Technical Research Institute of Sweden
Certification - Notified Body No. 0402**

Lennart Aronsson

Bengt Gutfelt



1002
ISO/IEC 17065

Certificate 0402 – MID – 459701, issue 7, dated 2017-09-17

SP Technical Research Institute of Sweden

Box 857, SE-501 15 Borås, Sweden
Phone: +46 10-516 50 00
E-mail: info@sp.se / www.sp.se

This certificate may not be reproduced other than in full, except with the prior written approval by SP. SPs Certification Rule SPCR 302 has been applied. The certificate, including appendices consists of 9 pages where this is page 1.

EU-type Examination Certificate

Appendix

The instruments / measuring systems must correspond with the following specifications:

1 Design of the instrument

1.1 Construction

The instrument is designed to weigh prepackages dynamically. It comprises a self-indicating and price computing weighing machine with associated label printer and mechanical handling facilities.

Via the infeed conveyor the product to be weighed is transported to the weighing unit. The product is, after the weighing, transported via the outfeed conveyor either to the labeller or to the sorting device. Infeed and outfeed conveyors are optional.

Operating modes: weigh price labeller, checkweigher or both.

1.2 Measurand sensor

Class	Load cell	Capacity (kg)	e (g) ≥	Min (g) ≥	Max (g) ≤
C3	Huntleigh 1015	5	0.1	15	600
C6	Huntleigh 1130	7	0.2/0.5	20	1200/3000
C6	Huntleigh 1130	20	0.5/1.0	35	3000/6000
C3	Huntleigh 1130	7	0.5/1.0	20	1500/3000
C3	Huntleigh 1130	20	1.0/2.0	35	3000/6000
C3	Flintec PCB	50	1.0/2.0	125	6000/12000
C3	Flintec PCB	100	2.0/5.0	350	12000/30000
C3	Flintec PCB	250	5.0/10.0	1750	30000/60000

1.3 Measurand processing

Hardware

The weighing instrument consists of a load cell, conveyor system, display and control unit. A photocell is placed immediately before the weighing conveyor.

Software

The validation of software was based on the essential requirements given in MID and WELMEC Guide 7.2. A report with number P502257A-01, dated 2006-11-15 was issued and is held by SP.

Software version

The following program versions are approved:

Type of program	Program version	Checksum
Measuring module HM91	1.0	51435

EU-type Examination Certificate

Appendix

1.4 Indication of the measurement results

To the control unit it is possible to use different displays and interfaces.

Type	Display/Interface
C20	LED display
C60	TFT display
C80	Windows embedded PC

All members of the Teltek Cxx family share the same design and software. The control unit consists of a digital data processing unit.

1.5 Optional equipment and functions subject to MID requirements

- Initial zero setting
- Automatic zero setting
- Semi automatic zero setting, static mode only
- Automatic zero tracking, static mode only
- Preset tare
- Dynamic setting function, only adjustable during set up
- Belt speed setting
- The type C80 consists of a presentation computer which is connected to 1-4 weighing units.

There are three models:

1: *Single model*

One presentation computer connected with up to 4 weighing units weighing separately.

Function

At the bottom of the menu (see picture 1) one of the weighing units (or all four) are selected.

After choosing for example weighing unit 1, data for this unit will be presented on the screen as seen below in picture 1.



Picture 1A Menu single model with weighing unit number one selected.

EU-type Examination Certificate

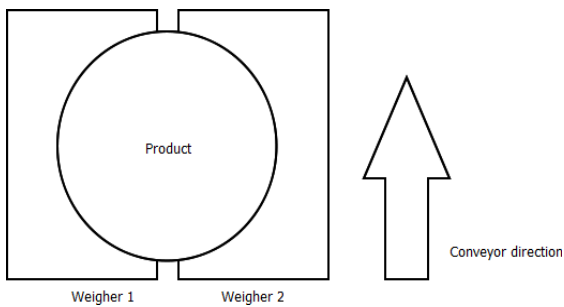
Appendix



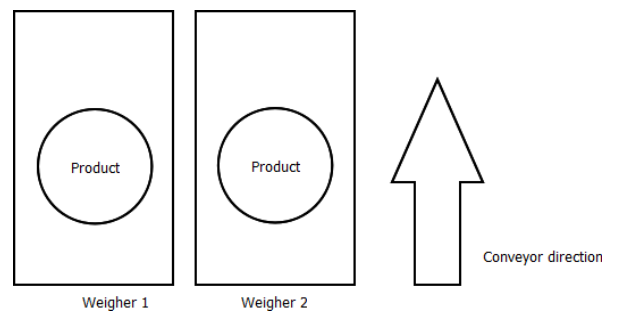
Picture 1B Menu single model with all weighing unit number selected.

2: Dual to Single model

One presentation computer connected to 2 weighing units. In the article register you can select if the presented weight is summarized from both weighing units (single mode selected, see picture 2A) or weights from both weighing units shown (dual mode selected, see picture 2B).



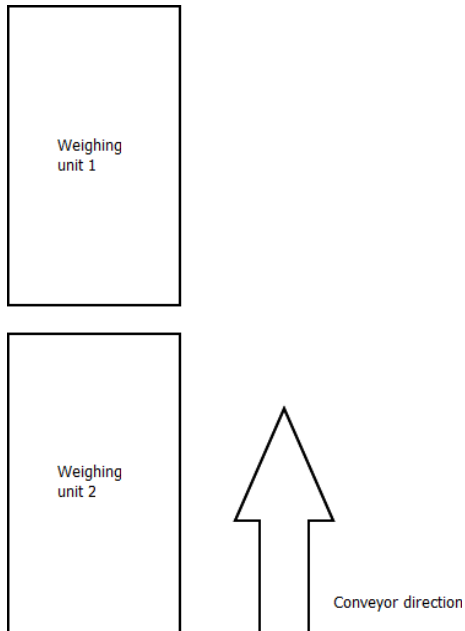
Picture 2A Arrangement of weighing units for dual to single model with single mode selected.



Picture 2B Arrangement of weighing units for dual to single model with dual mode selected.

3: *DualWeigher model*

One presentation computer connected to 2 weighing units. In the article register you can select if load are to be weighed on weighing unit 1 or 2.



Picture 3 Arrangement of weighing units for dualweigher mode.

1.6 Technical documentation

The operating manual includes technical specifications and for example how to get access to the checksum. Dynamic settings are protected by a password not available to the user.

1.7 Integrated equipment and functions not subject to MID

See operating manual

2 Technical data

2.1 Rated operating conditions

Measurand

Solid packages within the measuring range, weight expressed in g.

Measurement range

Maximum capacity,	Max \leq 60 000 g
Minimum capacity,	Min \geq 15 g
Verification scale interval, class XIII(1)	e \geq 0,1 g
Number of verification scale intervals, class XIII(1)	n \leq 6000
Verification scale interval, class Y(a)	e \geq 1 g
Number of verification scale intervals, class Y(a),	n \leq 3000
Maximum belt speed,	\leq 75 m/min



EU-type Examination Certificate

Appendix

Accuracy class

XIII(1), Y(a)

Environments / influence quantities

Climatic: +5 to +40°C

Mechanic: NA

Electromagnetic: class E1, E2

2.2 Other operating conditions

Not applicable.

3 Interfaces and compatibility conditions

The instrument may use the following protective interfaces for data communication:

- centronics parallel
- RS232
- RS485
- current loop, 20 mA (can bus, profibus)
- ethernet
- USB

4 Requirements on production, putting into use and utilisation

4.1 Requirements on production

No special requirements identified.

4.2 Requirements on putting into use

In order to perform the verification in another location than the place of use the instrument must be equipped with infeed conveyor and spirit level.

4.3 Requirements for consistent utilisations

No special requirements identified.

5 Control of the measuring tasks of the instrument in use

5.1 Documentation of the procedure

No special measuring tasks are identified.

Certificate 0402 – MID – 459701, issue 7, dated 2017-09-17

SP Technical Research Institute of Sweden

Box 857, SE-501 15 Borås, Sweden

Phone: +46 10-516 50 00

E-mail: info@sp.se / www.sp.se

This certificate may not be reproduced other than in full, except with the prior written approval by SP. SPs Certification Rule SPCR 302 has been applied. The certificate, including appendices consists of 9 pages where this is page 6.

EU-type Examination Certificate

Appendix

6 Security measures

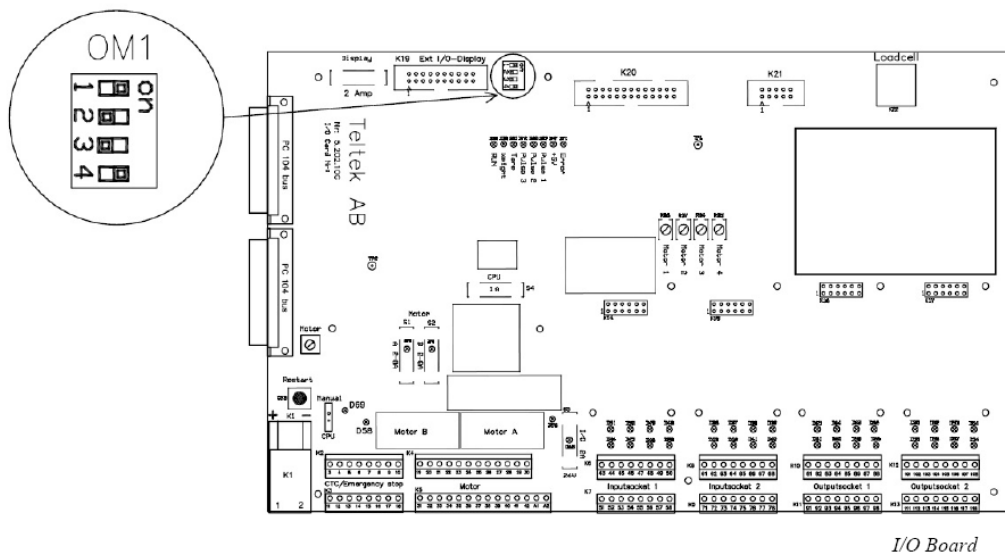
6.1 Sealing

Interfaces

No sealing of interfaces is necessary.

Indicator

1. Make sure that the weigher weighs correctly.
2. Locate the dip switch OM1 on the I/O board.



I/O Board

3. Turn off the checkweigher using the main switch.
4. To lock the weigher so that no more adjustment can be made, put dipswitch OM1 no 4 to ON. Seal it with a control mark.
5. Seal the loadcell bolts and the I/O board with a control mark.

EU-type Examination Certificate

Appendix

How to see the checksum for a Cxx checkweigher

C20

During the startup process the checksum 51435 will be showed directly after the display test for ~5 seconds.

C60

During the startup sequence the checksum will appear as MA Checksum 51435.
The checksum can also be found under Menu->Parameters->Hardware

C80

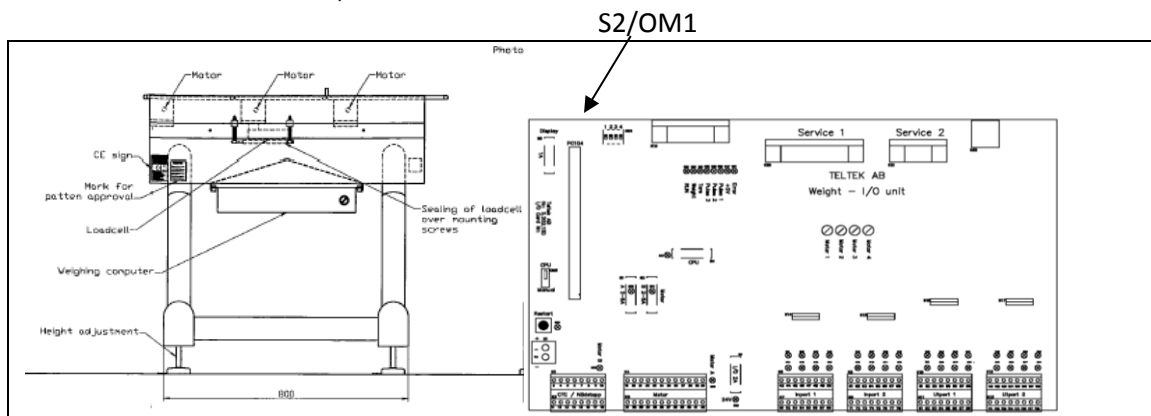
When the button restart is activated, the checksum 51435 will appear in one of the info windows at the bottom of the screen.

On the control board (measurement computer) the dipswitch, S2, shall be sealed with a control mark preventing switching of the button.

The checksum shall be checked and noted.

Load cell

The screws (lower) that are locking the load cell to the load receptor shall be sealed either with control marks or with wire, see Picture 4.



Picture 4. Sealing of load cell screws, C80 and an example for placement of dipswitch, S2

Descriptive plate

The descriptive plate shall be sealed with control marks.

6.2 Data logger

There is no mandatory requirement to have a data storage device.



EU-type Examination Certificate

Appendix

7 Labelling and inscriptions

7.1 Information to be borne by the instrument

The marking on the instrument shall contain the following information:

The descriptive plate mounted on the instrument shall contain the following information:

- name or identification mark of the manufacturer
- serial number and type designation
- number of certificate
- accuracy class
- verification scale interval, e for each weighing unit
- checksum
- maximum rate of operation for each connected weighing unit
- maximum conveyor speed for each connected weighing unit
- maximum capacity, Max for each connected weighing unit
- minimum capacity, Min for each connected weighing unit
- maximum preset tare, PT
- temperature range
- electrical supply

7.2 Conformity marking in accordance to MID article 17

The instrument shall be marked in accordance to MID article 17 which e.g. describes the CE-marking together with M, year of marking and the notified body number.

7.3 Further inscriptions, if necessary

No further inscriptions considered necessary.

Certificate 0402 – MID – 459701, issue 7, dated 2017-09-17

SP Technical Research Institute of Sweden

Box 857, SE-501 15 Borås, Sweden
Phone: +46 10-516 50 00
E-mail: info@sp.se / www.sp.se

This certificate may not be reproduced other than in full, except with the prior written approval by SP. SPs Certification Rule SPCR 302 has been applied.
The certificate, including appendices consists of 9 pages where this is page 9.